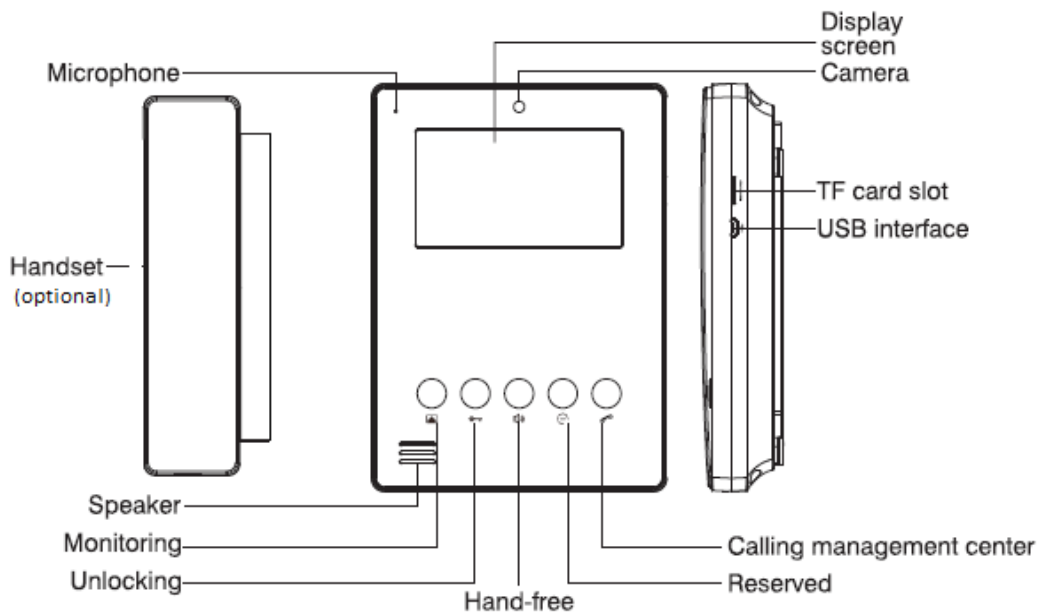


ORC 4T BK



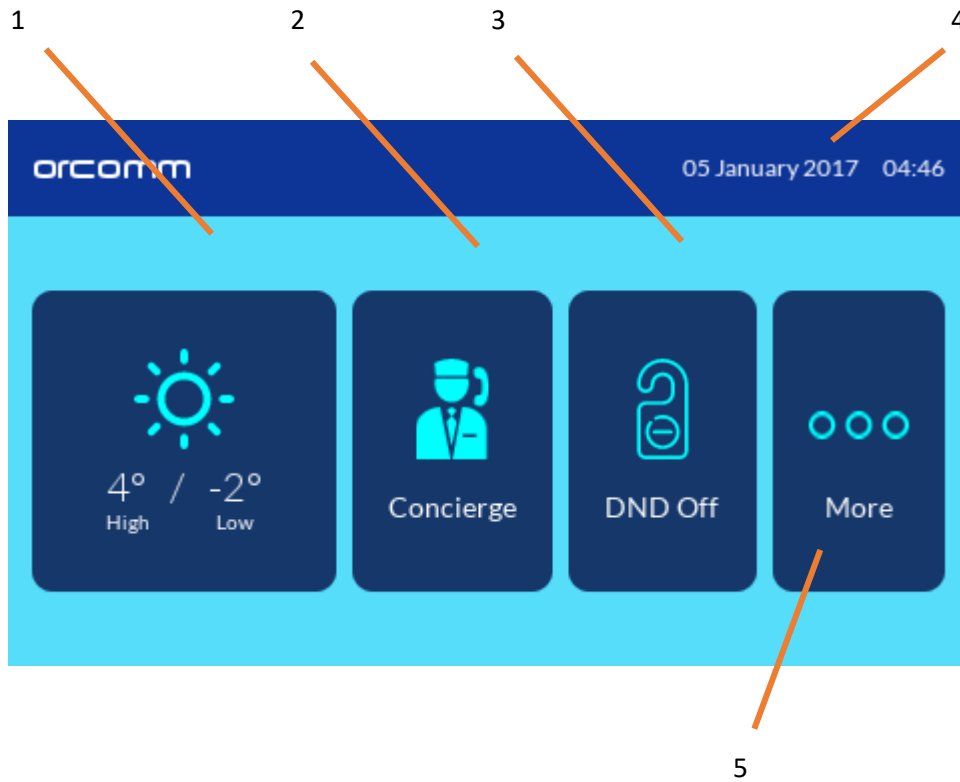
ORC 4T HS WH



ORC-4T

Version 1.1 - User Manual

Monitor Main Screen (Door Entry):



- 1. **Weather App** – Current local weather – When pressed weekly forecast
- 2. **Concierge** – Multi use button. When pressed will call concierge or

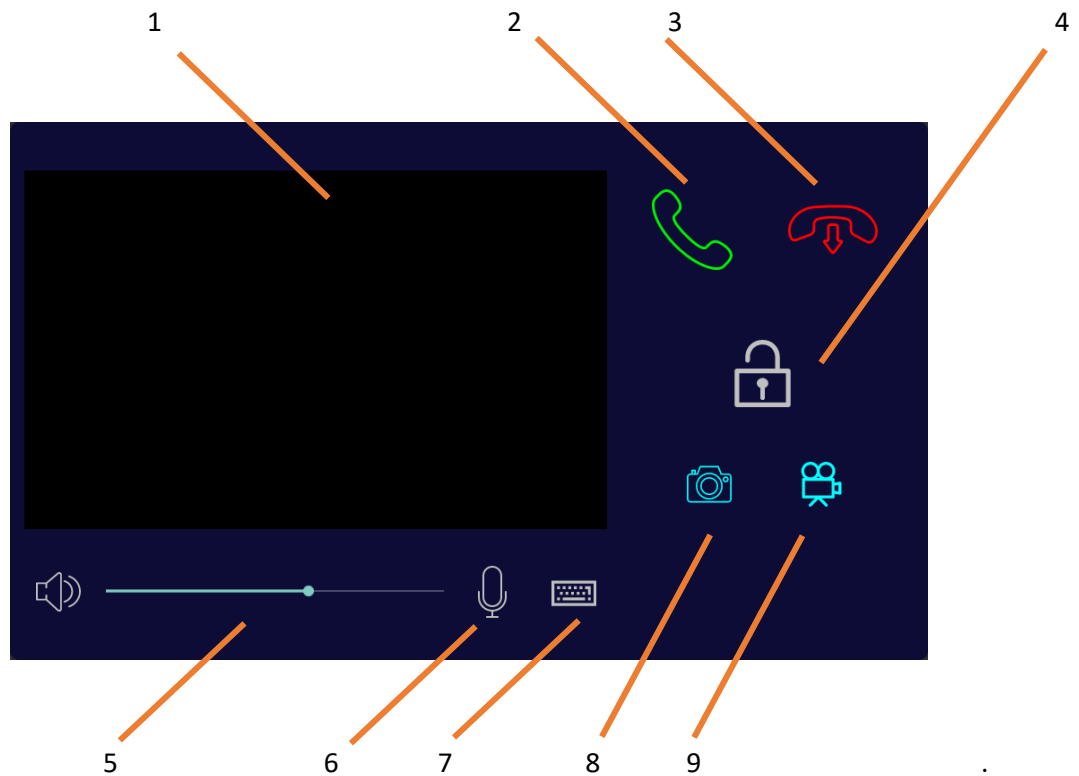


- 3. **DND** – When pressed will switch from Do not disturb to ON and OFF



- 4. **TIME and DATE**
- 5. **More** – When pressed will take you to more settings

Incoming Call:



When an incoming call is made the screen above will appear on the touch screen monitor.

Video will be provided when available.

Note: some of the external call panels or concierge devices may not have video enabled.

1. **Window for video** – If video is available it will appear in real time
2. **Answer Call** – Press if you require to answer call and start 2 way audio
3. **Hang Up** – Press to cancel call
4. **Unlock** – When pressed it will unlock the door or open gate for caller
5. **Volume** – Adjust speaker volume during call by sliding
6. **MIC** – When pressed you can switch microphone “on” and “off”
7. **Keyboard** – Used for extra features like secure locking
8. **SNAP Shot** – When pressed will take photo of caller
9. **VIDEO** – When pressed will record audio and/or video of caller

DND – Do not Disturb - Mute Ringtone



Ringtone **enabled** when incoming call




Ringtone **disabled** when incoming call

DND OFF = When a call is made to the screen it will ring with default tone.

DND ON = When call is made there will be no ringtone.

DND is typically used when you are sleeping and works by switching on and off.

Timed Privacy

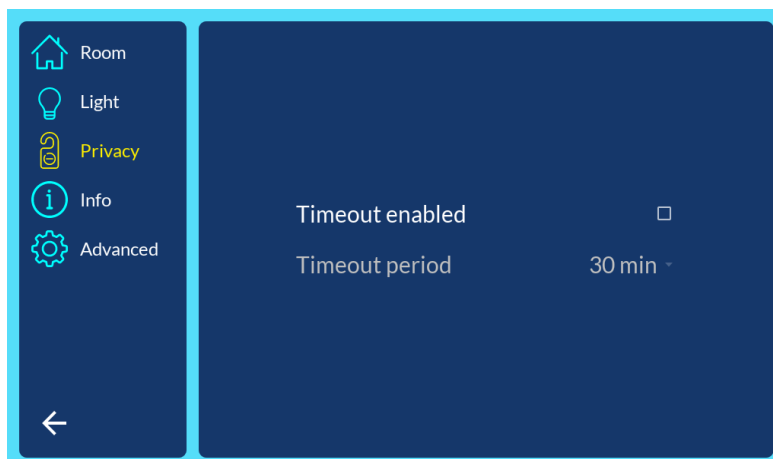


Enter



menu as above then followed by

Enable Timeout and select time of choice (i.e. 8 hours)



Select  to exit