








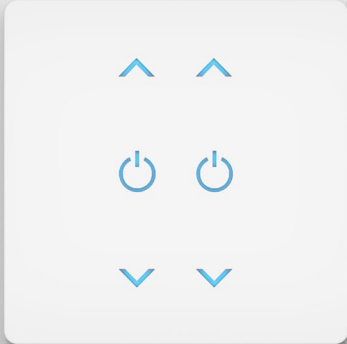
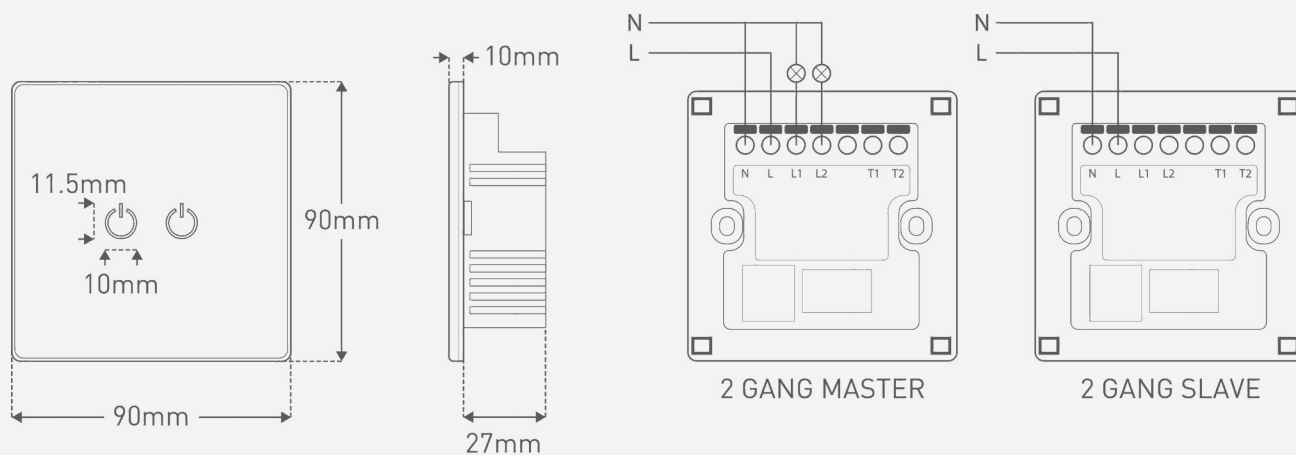


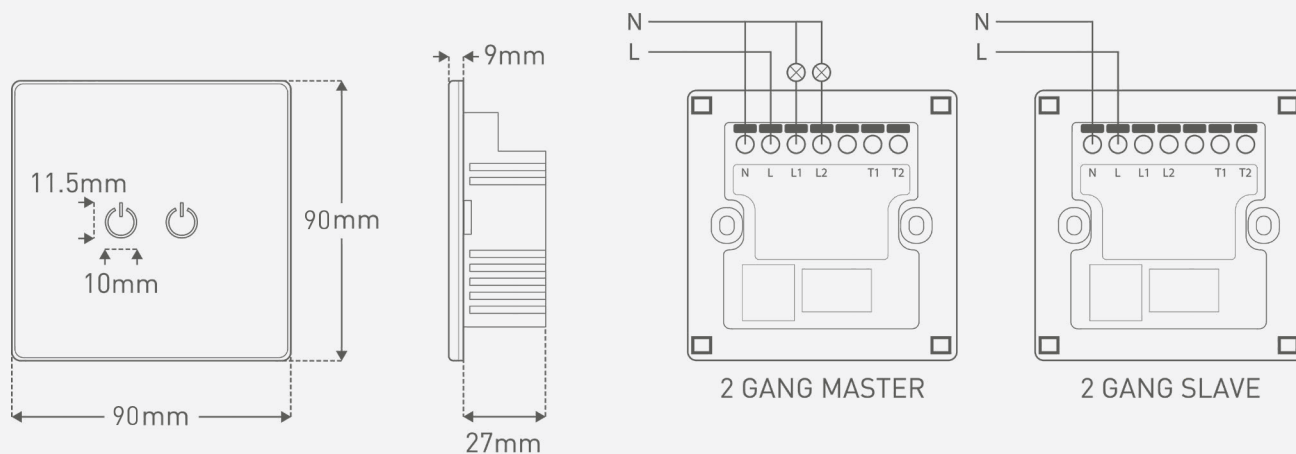
DIGITEX 2 GANG DATASHEET

DESCRIPTION	FEATURES												
<p>Range of digital switches and dimmers designed for simplicity of use and installation. Touch sensitive interface combined with customisable icons. Available in 'master' and 'slave' configurations allowing for wireless two way communication and control. A master unit can have unlimited slave modules by means of wireless mesh network. Interchangeable screwless faceplates allows for the following options: Moulded plastic finished in Matt White, Black and Brushed Silver effect. Glass options are available in White or Black.</p>	<table> <tr> <td>LIGHT SOURCE</td><td>Backlit LED</td></tr> <tr> <td>CONTACT</td><td>Touch Sensitive</td></tr> <tr> <td>INSTALLATION</td><td>Standard 35mm Electrical Back Box</td></tr> </table>	LIGHT SOURCE	Backlit LED	CONTACT	Touch Sensitive	INSTALLATION	Standard 35mm Electrical Back Box						
LIGHT SOURCE	Backlit LED												
CONTACT	Touch Sensitive												
INSTALLATION	Standard 35mm Electrical Back Box												
ICON OPTION	FINISHES												
<div>  <p>STANDARD</p> </div> <div>  <p>LAMP</p> </div> <div>  <p>PENDANT</p> </div>	<div>  <p>GLASS WHITE</p> </div> <div>  <p>GLASS BLACK</p> </div> <div>  <p>MATT WHITE</p> </div> <div>  <p>MATT BLACK</p> </div> <div>  <p>BRUSH SILVER</p> </div>												
SPECIFICATIONS - SWITCH	SPECIFICATIONS - DIMMER												
 <p>Example: DIGI-WHI-2-SS</p>	 <p>Example: DIGI-WHI-2-SD</p>												
MASTER	MASTER												
<table> <tr> <td>POWER LOAD</td><td>300W per Channel (Orlight products) 200W per Channel (Standard LED)</td></tr> <tr> <td>VOLTAGE</td><td>220V - 240V</td></tr> <tr> <td>CONTROL</td><td>Two way wireless control using unlimited optional slave modules</td></tr> </table>	POWER LOAD	300W per Channel (Orlight products) 200W per Channel (Standard LED)	VOLTAGE	220V - 240V	CONTROL	Two way wireless control using unlimited optional slave modules	<table> <tr> <td>POWER LOAD</td><td>150W per Channel (Orlight products) 100W per Channel (Standard LED)</td></tr> <tr> <td>VOLTAGE</td><td>220V - 240V</td></tr> <tr> <td>CONTROL</td><td>Two way wireless dimming control using unlimited optional slave modules</td></tr> </table>	POWER LOAD	150W per Channel (Orlight products) 100W per Channel (Standard LED)	VOLTAGE	220V - 240V	CONTROL	Two way wireless dimming control using unlimited optional slave modules
POWER LOAD	300W per Channel (Orlight products) 200W per Channel (Standard LED)												
VOLTAGE	220V - 240V												
CONTROL	Two way wireless control using unlimited optional slave modules												
POWER LOAD	150W per Channel (Orlight products) 100W per Channel (Standard LED)												
VOLTAGE	220V - 240V												
CONTROL	Two way wireless dimming control using unlimited optional slave modules												
SLAVE	SLAVE												
<table> <tr> <td>POWER LOAD</td><td>3W</td></tr> <tr> <td>VOLTAGE</td><td>220V - 240V</td></tr> <tr> <td>CONTROL</td><td>Two way wireless control using unlimited optional slave modules</td></tr> </table>	POWER LOAD	3W	VOLTAGE	220V - 240V	CONTROL	Two way wireless control using unlimited optional slave modules	<table> <tr> <td>POWER LOAD</td><td>3W</td></tr> <tr> <td>VOLTAGE</td><td>220V - 240V</td></tr> <tr> <td>CONTROL</td><td>Two way wireless dimming control using unlimited optional slave modules</td></tr> </table>	POWER LOAD	3W	VOLTAGE	220V - 240V	CONTROL	Two way wireless dimming control using unlimited optional slave modules
POWER LOAD	3W												
VOLTAGE	220V - 240V												
CONTROL	Two way wireless control using unlimited optional slave modules												
POWER LOAD	3W												
VOLTAGE	220V - 240V												
CONTROL	Two way wireless dimming control using unlimited optional slave modules												

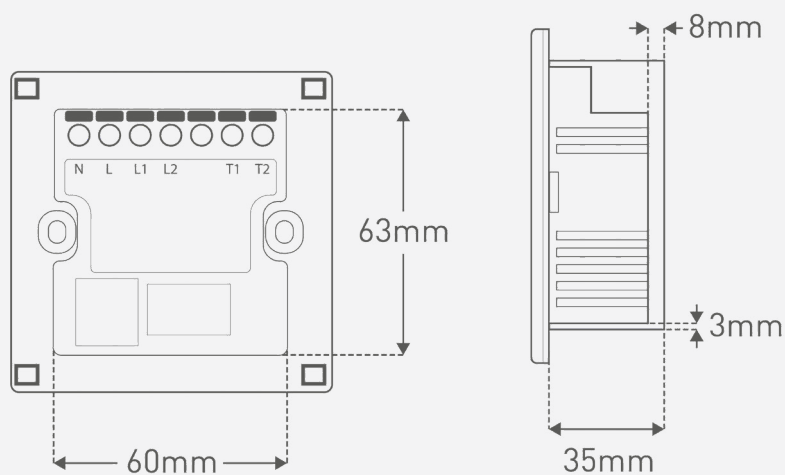
GLASS FASCIA



PLASTIC FASCIA






BACK



Note: The minimum distance between the back of the DIGITEX and the front of the Back Box should be no less than 8mm.

BUILD YOUR OWN DIGITEX

You can find our online Digitex builder at www.orldlight.uk

EXAMPLE PRODUCT CODE:		DIGI	-	WHI	-	2	-	L D	-	S S	-	S
DIGI	DIGITEX											
FINISH TYPE:												
WHI	WHITE PLASTIC											
BLK	MATT BLACK PLASTIC											
BRS	BRUSHED SILVER PLASTIC											
GWH	WHITE GLASS											
GBL	BLACK GLASS											
GANG:												
2	GANG											
ICON TYPE:												
S		STANDARD										
L		LAMP										
P		PENDANT										
CIRCUIT TYPE:												
S	SWITCH											
D	DIMMER											
K	KILL SWITCH											
<p><i>Note: Repeat "Icon Type" and "Circuit Type" to how many gangs selected. Maximum of 4 gangs may be selected.</i></p>												
CONTROL TYPE:												
S	SLAVE											
F	FAN TIMER											
<p><i>Note: Pricing difference may apply between control types.</i></p>												

